

MOTOTEC MINIRACER

Owner's manual

Read and understand this entire manual before allowing child to use this product!

Battery operated ride on for 8 years and up



WARNING:

This is NOT a preschool toy - use only under close adult supervision.
DO NOT ride on the street.
Ride only with a safety helmet



⚠ WARNING

To reduce the risk of injury, adult supervision is required. Never use in roadways, near cars, on or near steep inclines or steps, swimming pools or other bodies of water. Always wear shoes, and never allow more than one rider.

IMPORTANT NOTICE

THE RECHARGEABLE BATTERY HAS TO BE CHARGED FOR 24 HOURS BEFORE FIRST USE.

SPECIFICATIONS

BATTERY	2X12volt rechargeable Batteries (Charge for 24 hours before first use.) Of charging, can be used for 40-60 mins.) Average travel distance 10 mph.17mph
MOTOR	1 x 24V DC Motors
FOR AGES	8 and up
MAX. LOADING WEIGHT	198 lbs / 90 kg
PRODUCT SIZE	34.2 (L) x22 (W) x 18.6(H) inch 72 (L) x55.5 (W) x 42(H) cm
GROSS WEIGHT	48.4 lbs / 22kg
SPEED	12 mph / 17 km per hour

RULES FOR SAFE OPERATING


1. Assembly should be done by an adult.
2. Adult supervision is required while the child is riding or playing with the scooter.
3. Teach the child how the car works before the first ride.
4. One rider only at a time.
5. The adaptor must be operated by adult.
6. The adaptor is not a toy.
7. The adaptor used with the toy is to be regularly examined for damage to the cord, plug, enclosure and other parts. In the event of such damage, the toy must not be used with this adaptor until the damage has been repaired.
8. Do not attempt to ride the car while it is charging.
9. Ride on flat, paved, surfaces away from traffic and other hazards.
10. Keep the car dry and out of the rain, snow or wet weather.
11. The car is for children 8 years old or older.
12. Examine the car before each ride to be sure there are no loose parts and that it is safe to ride.
13. Non-rechargeable batteries are not to be recharged.
14. The supply terminal is not to be short - circuited.
15. Batteries are to be inserted with the correct polarity.
16. Exhausted batteries are to be removed from the toy.
17. Rechargeable batteries are only to be charged under adult supervision.

ALWAYS WEAR PROTECTIVE GEAR INCLUDING KNEE PADS, ELBOW PADS, AND A HELMET WHEN RIDING YOUR THE CAR.

WARNING: SHOES MUST ALWAYS BE WORN DURING USE.

ALWAYS WEAR PROTECTIVE GEAR INCLUDING KNEE PADS, ELBOW PADS, AND A HELMET WHEN RIDING YOUR THE CAR.

WARNING: SHOES MUST ALWAYS BE WORN DURING USE.



OFF/ON SWITCH

KEY OF SELECTABLE SPEEDS


CHARGING

CHARGING THE BATTERIES

Charging the battery

Your cars may not have a fully charged battery, therefore it is a good idea to charge the battery prior to use.

- Initial charge time 12hours.
- Run time :up to 40 minutes.
- Recharge time up to 8 hours ,depending on the level of depletion
- Average battery life :250 charge.discharge cycles



Adjust the chain



Open the bottom cover screws



Tighten the screw using the hexagon tools!

OPERATING YOUR MINI RACER



To ride the mototec mini racer hold onto the handlebars and rotate the right handlebar grip counter clockwise, that's towards the mototec mini racer.



To stop the mototec mini racer release the throttle and depress the hand brake, that's stops the Mini Racer.



LED LIGHT OFF/ON SWITCH

BATTERY INFORMATION

The type H battery must be charged for a full 24 hours the first time the car is assembled. After that, 12-14.5 hours is sufficient. Do not top off the battery. Recharge it only when the car has lost all power or has slowed noticeably. When the car has not been used for a prolonged period of time, to extend the life of the battery pack, recharge the battery at least once a month.

IMPORTANT: THIS CAR IS EQUIPPED WITH AN AUTOMATIC THERMAL OVERLOAD PROTECTOR. THE OVERLOAD PROTECTOR WILL AUTOMATICALLY SHUT DOWN THE ELECTRICAL SYSTEM WHEN IT DETECTS AN OVERLOAD. OVERLOADS CAN BE CAUSED BY IMMOVABLE OBJECTS OR BEING RIDDEN BY AN OVERSIZED CAR. THERMAL PROTECTOR WILL AUTOMATICALLY RESET AFTER APPROXIMATELY 20 SECONDS. DURING THIS TIME THE ENTIRE ELECTRICAL SYSTEM IS SHUT DOWN AND THE SCAR WILL NOT RUN.

2X12V Rechargeable battery that powers the motors


- The battery has been charged partially before shipment. You must charge the scooter for 24 hours before your first use.
- Recharge 12-14.5 hours before each use. Please charge a minimum of once every two months if the vehicle is in storage for a long time.
- Disconnect the battery if the car will not be used for long time.
- Do not operate the car while it is recharging.
- Non-rechargeable batteries cannot be recharged.
- Warning During charging, avoid explosive gases, flames and sparks.

SAFETY INFORMATION

- Charging of the battery must take place in a well ventilated area.
- The lead acid battery must be removed from the unit before it is disposed of.
- The unit must be disconnected from the mains supply when removing the battery.
- If either of the charger cables become damaged you should replace the charger unit.

Note : If the lead acid battery is leaking, stop using the product and disconnect from main supply immediately. Return to service centre for repair or dispose at an official waste collection site. Remove the battery before disposal. Wash your hand after touch the leak battery.

REPLACING THE FUSE




1.open



2.The Fuse is blown



3.puon Fuse



4.Close

**Q: The car does not move A:
Charge the battery.**

**Q: The car is moving slowly
A: Recharge the battery if it is low. Check and make sure the wheels rotate smoothly.**

**Q: The battery cannot be recharged
A: Replace the charger or the battery if they are damaged.**

Only use the battery of the same type are recommended.

DO NOT RETURN TO STORE

For service, Create Online, Trouble Ticket

[Http://support.bigtoysusa.com](http://support.bigtoysusa.com)