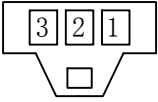
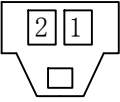
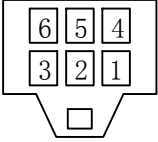
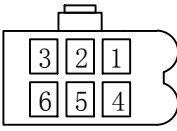



48V1000W Motor Controller Wire Layout

Color	Red	Green	Black	Black	Gray	Blue	Green	Yellow	Black		Red	Brown	Black	Black	Red/White	Brown	Yellow/Green	Blue	Green	Yellow	Black	Red
作用及功能	+5V	Accelerator	Ground -	Ground -	Brake Switch	Encoder C	Encoder B	Encoder A	Ground -		+5V	Power Switch	Ground -	Ground -	+Battery 48V	Reverse Switch	Low Gear Switch	Motor U	Motor V	Motor W	Ground -	+Battery 48V
	3	2	1	2	1	6	5	4	3	2	1	6	5	4	3	2	1	1	1	1	1	1
接头示意和编号																						
	White Socket 2.8簧		White Socket 2.8簧		White Socket 2.8簧						White Plug 2.8片						2.5-6 Ring plate					

To Accelerator pedal

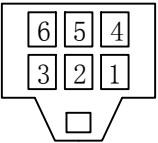
To Brake Switch

To Motor

To Main Wire

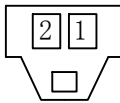
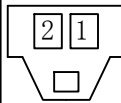
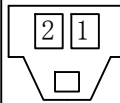
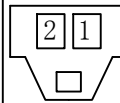
To Motor and Battery

Electric Go kart Main Wire

Black	Blue	Green	Red	Brown	Yellow
Power Switch	Ground -	Ground -	+Battery 48V	Reverse Switch	Low Gear Switch
6	5	4	3	2	1
					
White Socket 2.8簧					

To Controller

线长1950mm
(6*0.3mm² 线芯)

Black	Red	Green	Black	Green	Yellow	Blue	Brown
Power Switch	+Battery 48V	Ground -	Power Switch	Ground -	Low Gear Switch	Ground -	Reverse Switch
2	1	2	1	2	1	2	1
							
White Socket 2.8簧		White Socket 2.8簧		White Socket 2.8簧		White Socket 2.8簧	

ON-OFF

Battery Indicator

High or Low

Forward and Reverse